
























<b>TIME:</b>	<b>ACTIVITY: Give peace a chance 😊</b>							
___/___	<b>Opening Prayer:</b> Jewish (Advisor)							
 ___/___	<b>Ice Breaker: (Name Game)</b> Young people sit in a circle. A ball or balloon is passed around with music in the background. The music stops and whoever is holding the ball, calls out his/her name. The game becomes more challenging when they have to tell someone else's name.							
___/___	<b>Covenant: (Conduct Pledge)</b> Young people read the conduct pledge previously written in all three languages.							
___/___	----- <b>Break</b>  ----- -----							
 ___/___	<b>Peace Building Activities:</b> Brainstorm with the whole group and encourage the Young people to answer the following questions orally before doing the written activity. <table border="1" data-bbox="430 1081 1583 1297"> <tr> <td data-bbox="430 1081 812 1180">           What is peace?   </td> <td data-bbox="812 1081 1193 1180">           What does peace look like?   </td> <td data-bbox="1193 1081 1583 1180">           What does peace sound like?   </td> </tr> <tr> <td data-bbox="430 1180 812 1297">           What does peace taste like?   </td> <td data-bbox="812 1180 1193 1297">           What does peace feel like?   </td> <td data-bbox="1193 1180 1583 1297">           What does peace smell like?   </td> </tr> </table> <p>They can look through magazines, newspapers and cut out pictures that describe their idea of peace or draw and write in their own words the answer to these questions.</p> <p><b>Materials:</b> Provide each one with a chart paper and markers. Have pictures and magazines handy for cutting out and sticking on to the chart paper. They will share their work and display on the walls in the room. Encourage the ones who may need some help. Suggest ideas, look for pictures to describe peace such as children playing in a park or someone with a happy face e.,t.,c.</p>		What is peace? 	What does peace look like? 	What does peace sound like? 	What does peace taste like? 	What does peace feel like? 	What does peace smell like? 
What is peace? 	What does peace look like? 	What does peace sound like? 						
What does peace taste like? 	What does peace feel like? 	What does peace smell like? 						
___/___	<b>Debriefing:</b> What did you like about the morning program? Name one thing that you learned today.							
___/___	 -----  ----- -----							
___/___	<b>P.M. Activities with the camp Counsellor</b> Campfire, Songs, Chants, Music, Dancing, Storytelling, and Games.							

\_\_\_\_/\_\_\_\_



Evening:

Watch video of previous **K4P** Young people's visit

Reflection, Daily Journal writing in your own language.